



LOGIN

TEACHER AREA

Or




LOGIN

PUPIL GAMES



LOGIN

HOME SCHOOL




**Click on 'Login
Home School'**

FREE

if your school uses Language Angels
(get your **login details** from your school)

or

Click on this area



Login

×


MeonJu1007

.....

Login

[Forgot Password?](#)

Type in your Login



Pick your lesson



Welcome Meon Junior School

Select a unit from the list below to start your lessons

ENTRY LEVEL CHALLENGE

INTERMEDIATE LEVEL CHALLENGE

SUPER CHALLENGE LEVEL

Unit 1: Je peux... (I can...)

Unit 1: En Classe (In The Classroom)

Unit 1: A L'École (At School)

This screen will come up

INTERMEDIATE LEVEL CHALLENGE

Unit 1: En Classe (In The Classroom)

Unit 2: Les Romains (The Romans)


Unit 3: Je Me Présente (Presenting Myself)

Unit 4: En Famille (Family)

Unit 5: Chez Moi (My Home)

Unit 6: As-Tu Un Animal? (Do You Have A Pet?)

Unit 7: Les Vêtements (Clothes)



Choose 'Chez Moi' (my home)

Pick your lesson

Welcome Meon Junior School

Chez Moi (My Home)

In this unit children will start by learning how to say whether they live in a house or an apartment and describe where it is. They will build on this by learning ten nouns (including the correct article for each) for the rooms of the house, with the aim of eventually being able to describe everything about the house, from where it is, to how many rooms it has and the different rooms it does not have.

Lesson 1

Lesson 2

Lesson 3


Lesson 4

Lesson 5

Lesson Summary


In this lesson you will learn how to say if you live in a house or an apartment and will be given a choice of where your home or apartment is located. The key phrase used is "J'habite..." (I live).

START LESSON



Then click the appropriate lesson.

Chez moi...



Work your way through the powerpoint and click on the speaker button for the sounds.

Then complete the task on seesaw!

LANGUAGE WORLD

OUTLINE



1 / 46

00:00 / 00:00



PREV

NEXT